

The scientific potential of the post-helium data base

Bart Vandenbussche

Exploiting the ISO Data Archive

Siguenza, June 26, 2002

The SWS Post-Helium team : Annique Lenorzer, Rens Waters, Douwe Beintema, Thijs de Graauw, Leen Decin, Helmut Feuchtgruber, Ana Heras, Do Kester, Fred Lahuis, Pat Morris, Rosario Lorente, Alberto Salama, Christoffel Waelkens, Ekkehard Wieprecht

Instituut voor Sterrenkunde



Overview

- SWS Observations after Helium boil-off
 - Rationale
 - Source selection
 - Calibration
 - The ISO post-helium atlas
- Scientific potential
 - Quantifying NIR spectral diagnostics
 - Synthetic population studies
 - Reference for ground-based L-band spectra
 - Unsupervised classification of ISO spectra

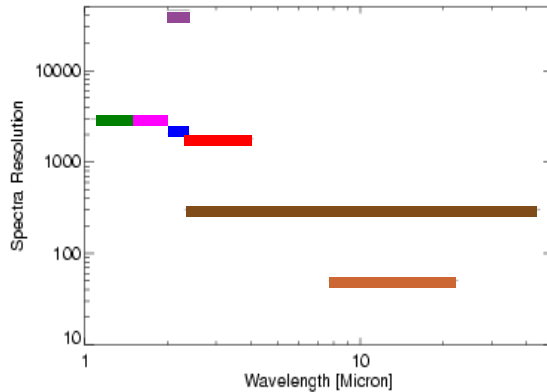
B. Vandenbussche
Exploiting the ISO data Archive
Siguenza, June 26, 2002

Instituut voor Sterrenkunde



The post-Helium programme rationale

An atlas of stellar spectra at $R \sim 1800$ covering 2.36–4 μm is complementary to existing atlases



Wallace et al. (2000)
[88]

Meyer et al. (1998)
[88]

Wallace & Hinkle (1997)
[12]

Forster-Schreiber (2000)
[33 late-type]

ISO-SWS Post-Helium
[300]

ISO STARTYPE
[100]

IRAS LRS
[5000]

B.Vandenbussche
exploiting the ISO data Archive
Sigüenza, June 26, 2002



p. 3

Instituut voor Sterrenkunde

Source selection

- Selection criteria:
 - Diversity in spectral types
 - ISO visibility after He boil-off
 - Brightness
- Input catalogues:
 - Bright Star Catalogue
 - Van der Hucht 1997 (WR stars)
- 55 programme stars discarded
 - Available as AOT1sp4 or AOT6 in nominal mission
 - Added to the sample afterwards

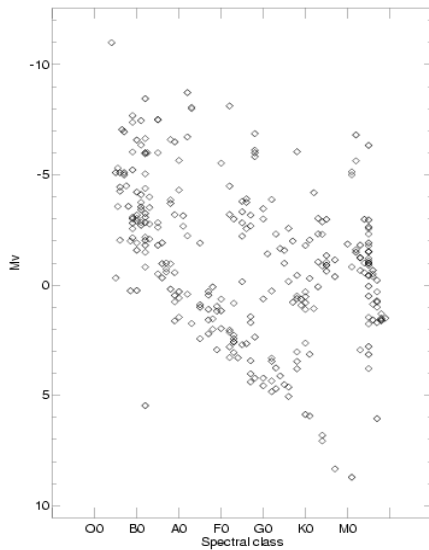
B.Vandenbussche
Exploiting the ISO data Archive
Sigüenza, June 26, 2002



p. 4

Instituut voor Sterrenkunde

Observations



Observation mode: SWS
AOT1/speed4-like

Targets selected according to
priority by mission planners

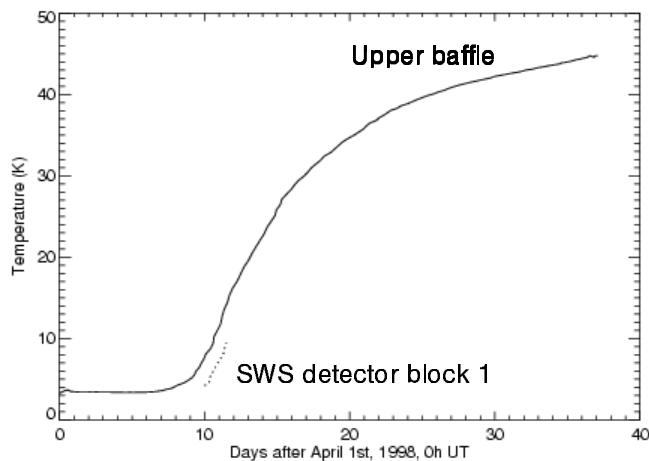
Resulting dataset :

- 55 nominal phase spectra
- 238 post-He spectra
- Covers the HR diagramme well

B.Vandenbussche
Exploiting the ISO data Archive
Sigüenza, June 26, 2002



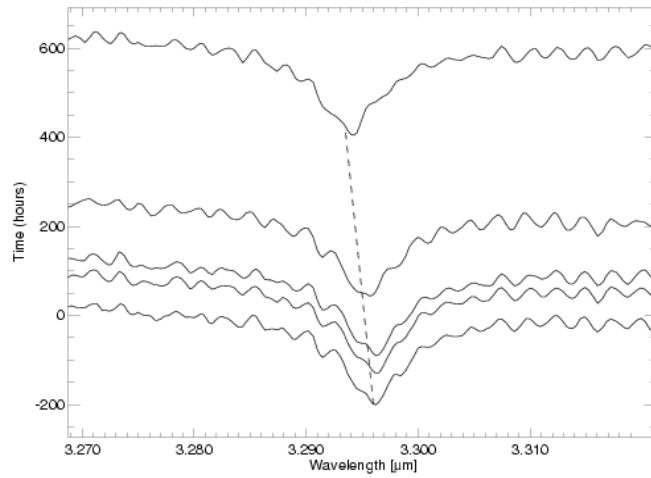
Temperature change after He boil-off



B.Vandenbussche
Exploiting the ISO data Archive
Sigüenza, June 26, 2002



Post-Helium wavelength calibration shift



B.Vandenbussche
Exploiting the ISO data Archive
Siguenza, June 26, 2002

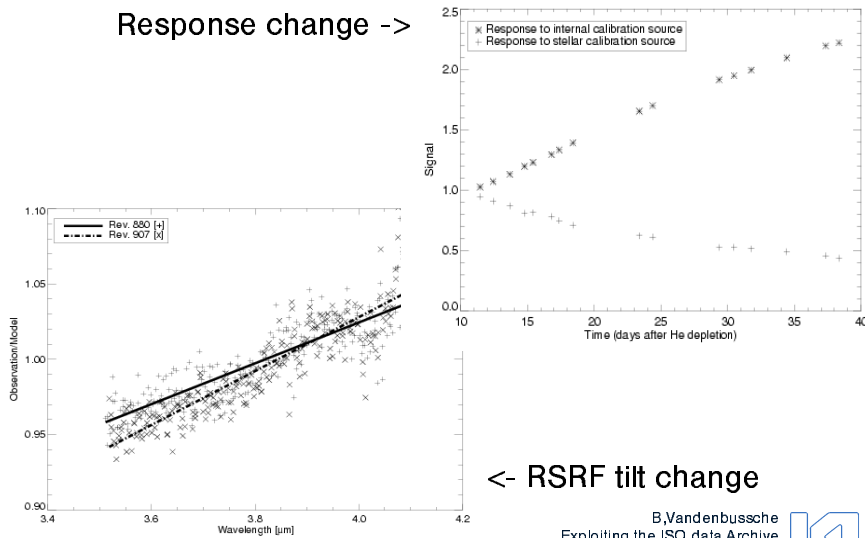


p. 7

Instituut voor Sterrenkunde

Post-Helium flux calibration change

Response change ->



<- RSRF tilt change

B.Vandenbussche
Exploiting the ISO data Archive
Siguenza, June 26, 2002



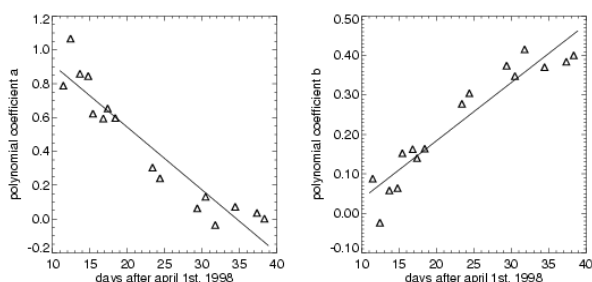
p. 8

Instituut voor Sterrenkunde

Post-Helium calibration strategy

Wavelength calibration, absolute response calibration, tilt correction : characterised by polynome

Time dependent calibration : fit a polynome to the coefficients of these calibration polynomes determined at different times after helium-boil off



Fit to RSRF slope correction

B.Vandenbussche
Exploiting the ISO data Archive
Siguenza, June 26, 2002



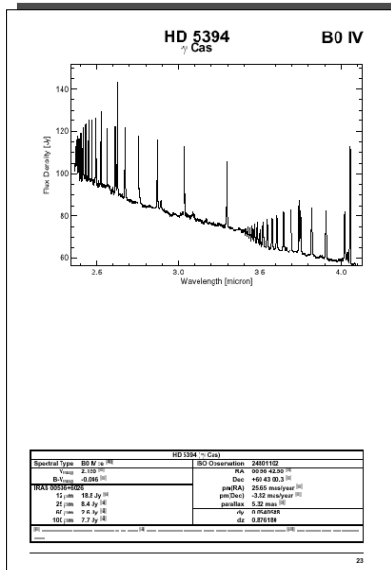
Post-Helium flux error budget

Error source	Post-He	Nominal
<i>Absolute error on the average flux</i>		
Absolute flux conversion	5%	2%
Absolute Pointing error	8%	4%
<i>Relative error -- broadband</i>		
RSRF	5%	3%
<i>Relative errors -- small scale</i>		
Dark noise	1Jy	1jy
RSRF	1%	1%
Pointing jitter	0-2.5%	
<i>Line intensity of unresolved lines</i>		
Unresolved fringes	20%	20%
Linewidth jitter	5%	5%

B.Vandenbussche
Exploiting the ISO data Archive
Siguenza, June 26, 2002



The ISO-SWS post-helium atlas

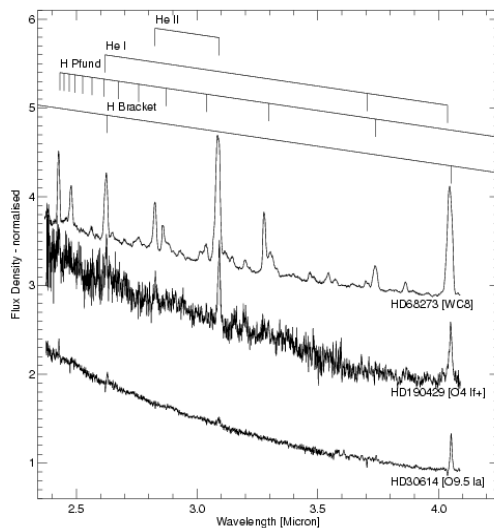


- Calibration and overview plots: accepted 15/05 A&A
- Full atlas (plots, literature data): downloadable as PDF & online available on the web
- Data (calibrated AAR, fully reduced) is in preparation for upload to the ISO Data Archive (july 2002)

B.Vandenbussche
Exploiting the ISO data Archive
Siguenza, June 26, 2002



O and WR stars

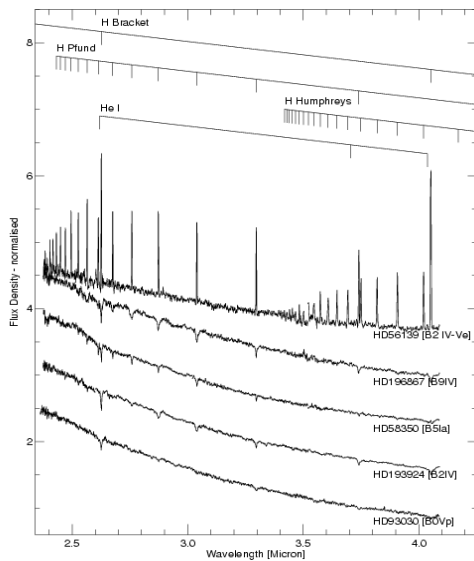


- Hydrogen lines
 - Brackett
 - Pfund
 - Humphreys
- WR : broadened lines of H, He, C and Ca originating in hot, dense winds

B.Vandenbussche
Exploiting the ISO data Archive
Siguenza, June 26, 2002



B stars



- B spectra dominated by Hydrogen lines
- Be: H in emission (gas CS disk)

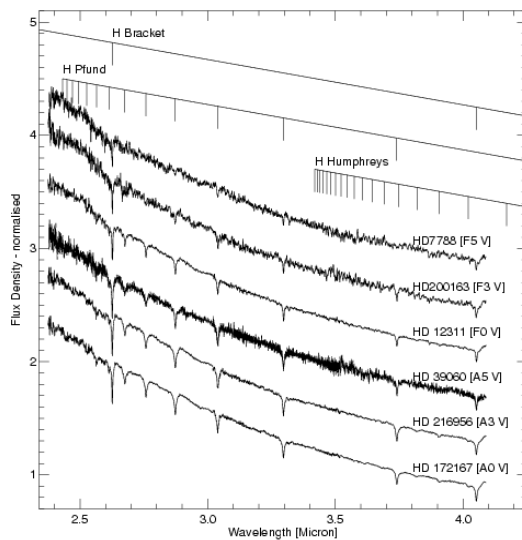
B,Vandenbussche
Exploiting the ISO data Archive
Siguenza, June 26, 2002



p. 13

Instituut voor Sterrenkunde

A and F dwarfs



- Dominated by H I
 - Bracket
 - Pfund
 - Humphreys
- Normally in absorption
- Exception: stars with shell (eg Haebes)

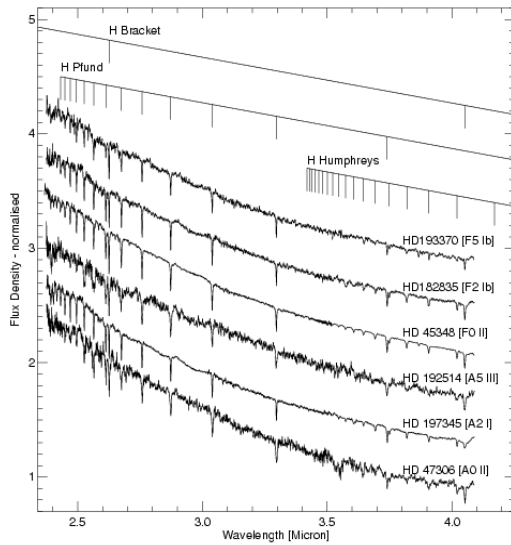
B,Vandenbussche
Exploiting the ISO data Archive
Siguenza, June 26, 2002



p. 14

Instituut voor Sterrenkunde

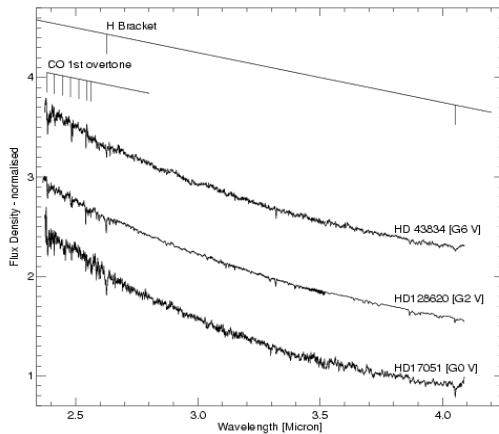
A and F giants



B.Vandenbussche
Exploiting the ISO data Archive
Siguenza, June 26, 2002



G dwarfs

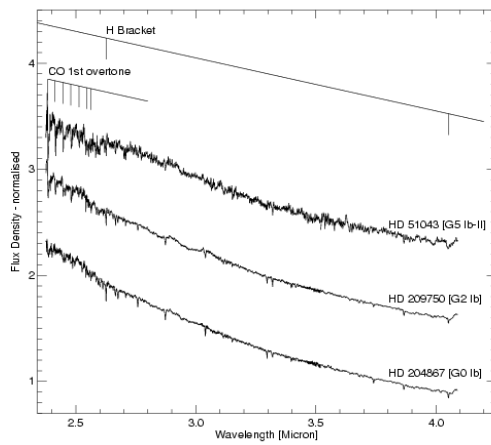


- Atomic lines
- CO towards late type

B.Vandenbussche
Exploiting the ISO data Archive
Siguenza, June 26, 2002



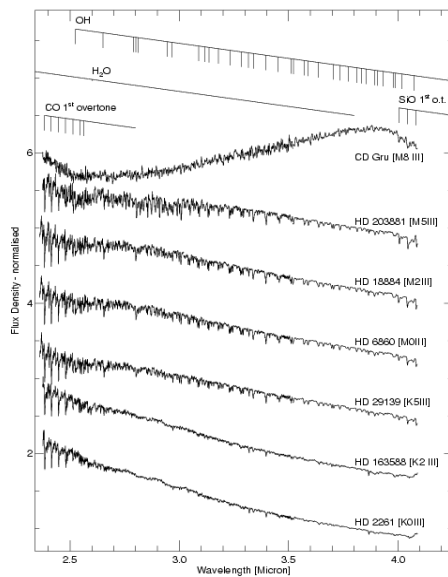
G supergiants



B.Vandenbussche
Exploiting the ISO data Archive
Sigüenza, June 26, 2002



K and M giants

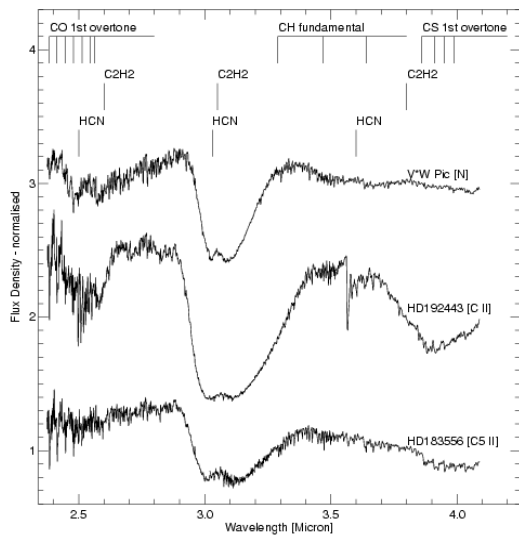


- CO
- OH
- H₂O
- SiO

B.Vandenbussche
Exploiting the ISO data Archive
Sigüenza, June 26, 2002



Carbon stars



- C₂H₂
- HCN
- CO
- CH
- CS

B. Vandenbussche
Exploiting the ISO data Archive
Sigüenza, June 26, 2002



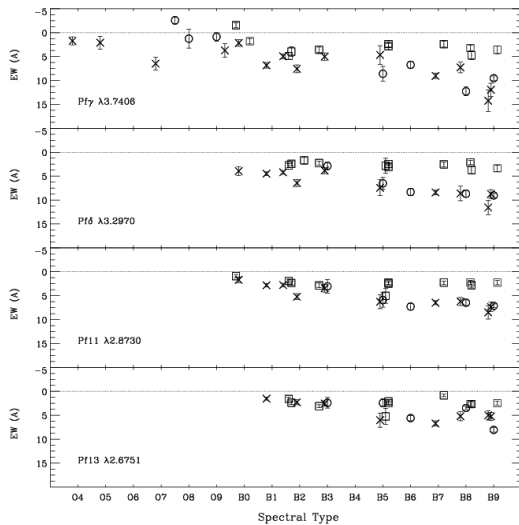
The Scientific potential of the post-he atlas

- Establishing NIR diagnostics for spectral type, luminosity class, mass loss, CSM geometry : interpretation of observations of obscured stars where the NIR is the only available window
- Synthetic population studies of galaxies
- Reference spectra for the reduction of ground-based L-band spectra

B. Vandenbussche
Exploiting the ISO data Archive
Sigüenza, June 26, 2002



NIR spectral Classification of B III–V



Pfund lines
constrain spectral type
(± 2 subtypes)

Bracket- β width
determines luminosity
class (broader in dwarfs)

Lenorzer et al. *A&A* 384(2002)

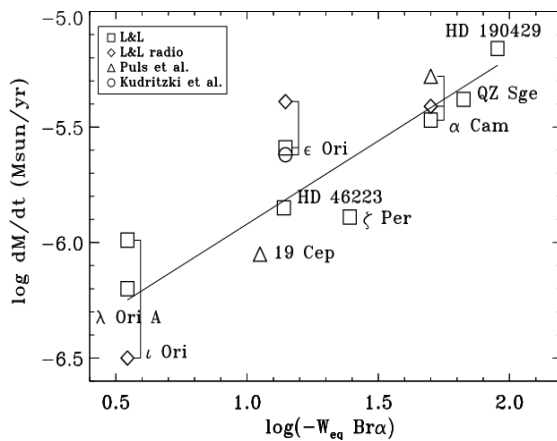
B.Vandenbussche
Exploiting the ISO data Archive
Siguenza, June 26, 2002



p. 21

Instituut voor Sterrenkunde

Br α and mass loss in O and B I–II stars



In normal O and B
supergiants: Bracket- α
width determines mass
loss (± 0.25 dex)

$$\log \dot{M} = (0.72 \pm 0.21) \log(-W_{\text{eq}} \text{Br}\alpha) - (6.64 \pm 0.28).$$

Lenorzer et al. *A&A* 384(2002)

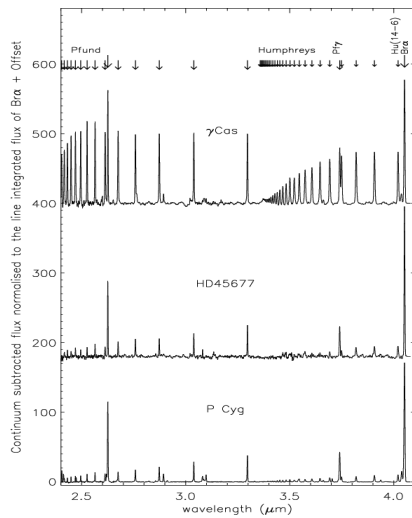
B.Vandenbussche
Exploiting the ISO data Archive
Siguenza, June 26, 2002



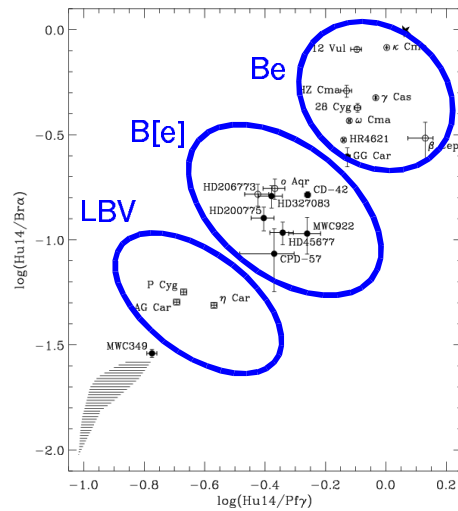
p. 22

Instituut voor Sterrenkunde

Geometry of the CSM of hot stars



Lenorzer et al. A&A 384(2002)



B.Vandenbussche
Exploiting the ISO data Archive
Sigüenza, June 26, 2002



NIR spectral diagnostics for late-type stars

Approach I : Carbon-based Brains

- Measure strengths of H lines in A, F and G dwarfs and correlate with Temperature, gravity, etc...
- KM giants: Joint Characteristics (JC) method (e.g. Cami 2002)

Approach II : Silicon Brains

- unsupervised Bayesian classification
 - > unbiased evidence for morphological differences
- Correlate class with Temperature, gravity, mass loss, etc...

B.Vandenbussche
Exploiting the ISO data Archive
Sigüenza, June 26, 2002



Unsupervised Bayesian classification

- Unsupervised classification
 - Automatically 'discover' classes in sets of cases described by attributes
 - Goal: minimise surprise when seeing a new case
- Autoclass III (Cheeseman 1996)
 - Bayesian approach to unsupervised classification
 - Bayes rule : calculate the probability of a hypothesis given some additional evidence
 - Autoclass hypothesis : number of classe, class description
 - Autoclass evidence : case attributes
 - Autoclass seeks the hypothesis (classification) with the highest posterior probability given the data

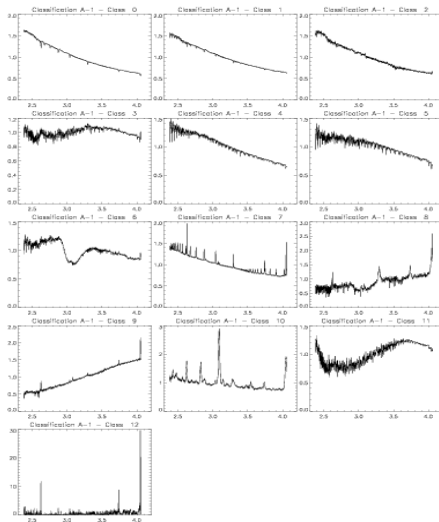
B.Vandenbussche
Exploiting the ISO data Archive
Siguenza, June 26, 2002



p. 25

Instituut voor Sterrenkunde

Autoclass result



Autoclass of all Post-He data

- Spectra normalised to integrated flux
- 293 cases, 2539 attributes
- 1 month of processing
- Converges (classifications found marginally different)
- Most probable classification : 13 classes

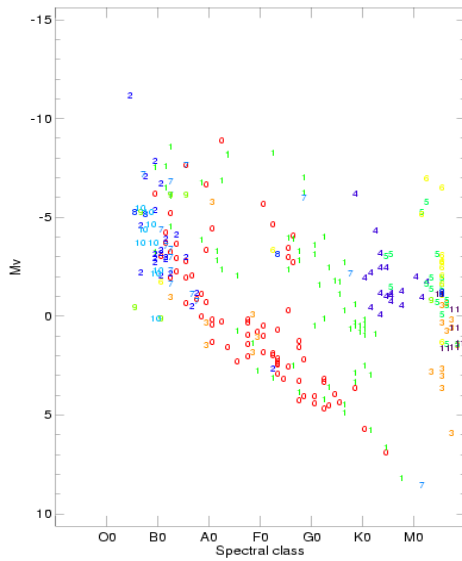
B.Vandenbussche
Exploiting the ISO data Archive
Siguenza, June 26, 2002



p. 26

Instituut voor Sterrenkunde

Autoclass clustering in the HR diagram



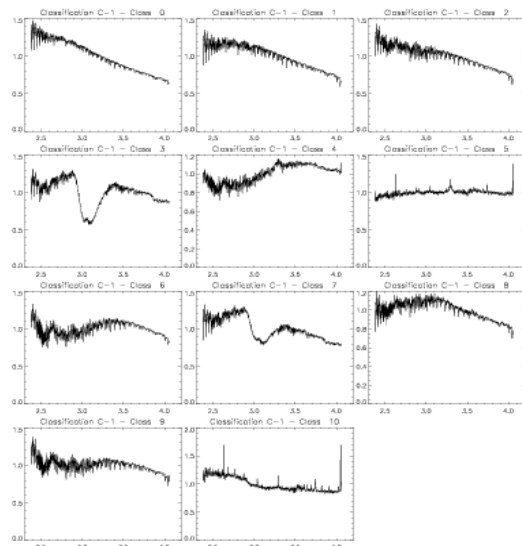
Classes found tend to cluster in the HR diagram

Especially good clustering in the RGB and AGB

B.Vandenbussche
Exploiting the ISO data Archive
Sigüenza, June 26, 2002



Refinement of classification

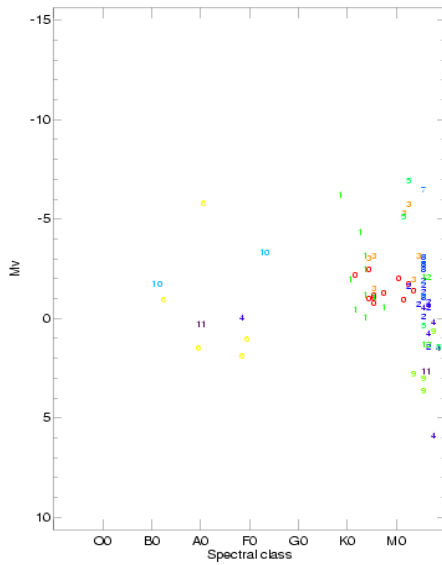


'Cool giant' classes and 'main sequence' classes pumped again into autoclass for refinement classification

B.Vandenbussche
Exploiting the ISO data Archive
Sigüenza, June 26, 2002



Late-type refinement classification clusters in the HR diagram

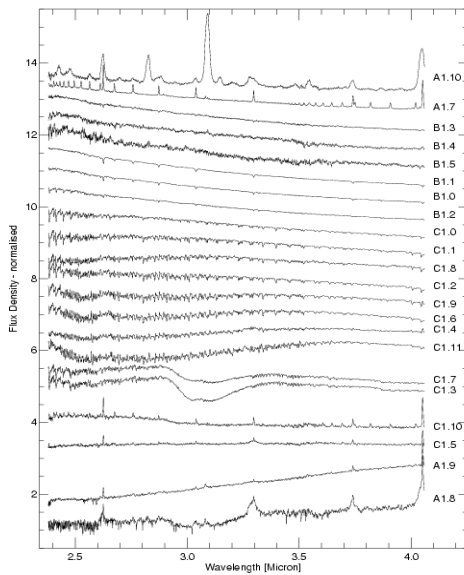


- Classes well confined
 - Spectral class
 - Luminosity class
 - Carbon stars

B.Vandenbussche
Exploiting the ISO data Archive
Siguenza, June 26, 2002



Result of global and refined classifications



Total: 23 classes found

Can serve as a base for further correlations with properties of the stars in the class

Poor discrimination for early type stars, good discrimination between late-type stars

B.Vandenbussche
Exploiting the ISO data Archive
Siguenza, June 26, 2002



Autoclass beyond post-helium

- The unsupervised classification of *all* ISO spectra could reveal subtle features (e.g. solid state features) that stay hidden in the noise of individual spectra but appear in the mean of the spectra of a class
- Autoclass III robust against missing data values -> application on non-continuous SWS spectra, PHT-S and CAM-CVS spectra feasible

B.Vandenbussche
Exploiting the ISO data Archive
Siguenza, June 26, 2002



p. 31

Instituut voor Sterrenkunde

Library for synthetic population studies



Posthe-Helium atlas spectra for synthetic population studies of external galaxies
In the NIR the integrated galaxy's spectrum is the sum of the spectra of the individual stars in the system

B.Vandenbussche
Exploiting the ISO data Archive
Siguenza, June 26, 2002

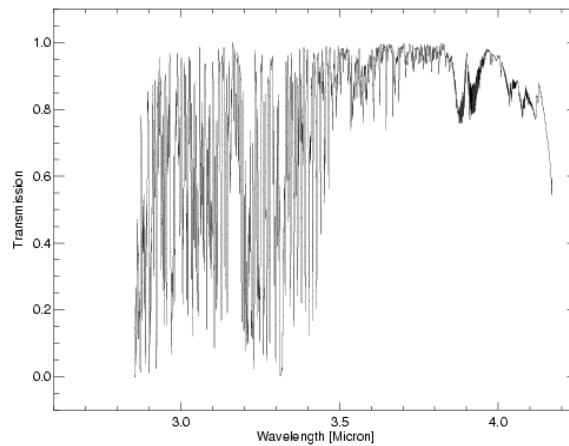


p. 32

Instituut voor Sterrenkunde

Reference library for telluric line standards

Post-He spectra as
reference spectra
for telluric
standards in the L-
band
(UKIRT, VLT-ISAAC)



NSO/Kitt peak FTS by NSF/NOAO

B.Vandenbussche
Exploiting the ISO data Archive
Siguenza, June 26, 2002



Conclusion

- Post-Helium dataset : 300 stellar spectra 2.36-4 um
- Applications
 - Quantify NIR indices of stellar properties
 - Synthetic population studies
 - Ground-based L-band spectra correction for telluric lines
- Autoclass applied successfully on Post-He data
 - Application on all ISO spectra should be initiated

B.Vandenbussche
Exploiting the ISO data Archive
Siguenza, June 26, 2002

